

Oilfree Compressors and Vacuum pumps



Reliability

is our first priority



Comprehensive consultation and continued co-operation with all our customers is the foundation of our business.

**DÜRR TECHNIK – ARE PART OF THE
GLOBAL DÜRR GROUP**

DÜRR TECHNIK has offices in all major industrialised countries. Our head office is located in Bietigheim-Bissingen, one of the most innovative industrial regions in Germany.

**OUR KEY OBJECTIVES ARE
RELIABILITY – INNOVATION – QUALITY**

For over 50 years we have been developing and manufacturing compressors and vacuum pumps and every day our customers benefit from our knowledge and expertise invested in our products.

With our creative team of engineers, modern production equipment and a certified quality management system according to DIN EN ISO 9001:2008, we have the ability to satisfy even the highest demands of our customers.

**QUALIFIED TECHNICAL ADVICE AND SUPPORT
FROM CONCEPTION TO DELIVERY**

From product advice to realization of bespoke products to complete system solutions – we always cooperate closely with our customers.



Most advanced IT-technology for innovative R&D and design engineering.



climatic exposure test cabinet – tests to extreme conditions.



sound measurement room with state-of-the-art technology.

Innovation

is our philosophy



Active environmental protection at the petrol pump with our vapour recovery pump MEX.

BESPOKE SOLUTIONS FOR SPECIAL APPLICATIONS

Over half a century using the highest level of construction- and production know-how and with the continuous development of state-of-the-art compressor technology makes DÜRR TECHNIK the innovative engineering partner to deliver individual product solutions.

We offer a wide standard product range of small oil-free compressors and vacuum pumps for a variety of applications. Manufactured with only high quality precision components our products deliver exceptional reliability and extremely long lifetime. This results in an excellent price performance ratio.


CUSTOMER SPECIFIC SOLUTIONS – WE DESIGN, DEVELOP & MANUFACTURE. ALL DONE IN HOUSE.

DÜRR TECHNIK specialise in the production of units for OEM applications.

We develop and build complete systems on a cost effective basis – everything supplied from one source.

From the modification of our standard units to the complete design and construction of special units – almost everything is possible.

Design, function and performance are achieved in close co-operation with our customers.



Oilfree auxiliary-air compressors are used for various applications in the railway industry.




In the medical world the customers mostly require individual system solutions.



Oil and maintenance-free compressors are a cost-effective alternative in the beverage industry.

Efficiency

is our strength



Quality assurance is important for reliable and excellent products.

DÜRR TECHNIK PRODUCTS “ENGINEERED FOR LIFE”

The exceptional reliability of our products is the result of our special focus on quality. Even after thousands of running hours our products just keep on working. Compressors and pumps from DÜRR TECHNIK impress many with their compactness and efficiency and also their safety in the workplace and their environmental contribution. Oil-free compressed air is essential in many applications, because oil vapors can damage valves, block jets, pollute the air or affect measuring results. The oilfree technology offers significant advantages:

- No oil vapors in the air
- No oil checking necessary
- No oil change (special waste disposal)
- No oil filter or separator required

CONVINCING FACTS

- 100 % continuous running
- Applicable for ambient temperature from -40 °C up to $+55\text{ °C}$ (depending on model)
- Pressure possible up to 12 bar
- Very quiet running
- High motor protection class
- Individual system solutions
- Maintenance free

Precision, reliability and long lifecycle guarantee you an excellent price-performance ratio.



Optimally created workplaces save time. After manufacturing the products will be checked for perfect function.



The products are transported via conveyor belt directly to the packing sector.

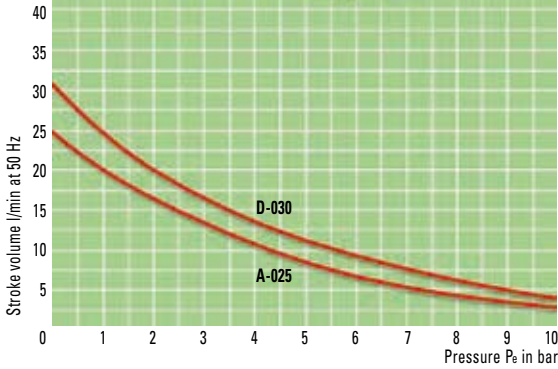


Short delivery times are guaranteed by an optimized warehouse.

OIL-FREE SMALL COMPRESSORS KK8 SERIES

1. Continuous running
2. Mini size
3. Very low noise level
4. High pressure

A-025
D-030
D-030




Type	Free air flow at 0 bar (l/min)	Nominal pressure PN (bar)	Noise level at PN dB (A)	Performance data of motor				Protection class IP	Dimensions L x W x H (mm)
				Motor input P1 (W)	Current consumption (A)	Voltage (V)	Frequency (Hz)		
A-025	25	7	55	270	1,2	230	50/60	54	230 x 151 x 158
A-025	30	7	55	240	2,1	110-115	50/60	54	230 x 151 x 158
D-030	30	7	61	156	13	12 DC	-	00	209 x 108 x 156
D-030	30	7	61	122	6,4	24 DC	-	00	209 x 108 x 156

OIL-FREE SMALL COMPRESSORS KK15 SERIES

1. Mini size (smaller than a shoe-box)
2. Continuous running
3. Maintenance free
4. Low noise level

A-038 **D-040**
A-061 **D-061**
A-062 **A-035/62**

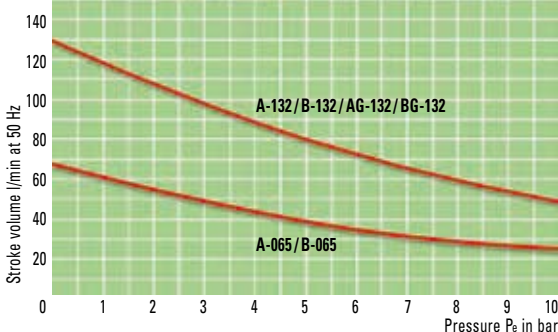


Type	Free air flow at 0 bar (l/min)	Nominal pressure PN (bar)	Noise level at PN dB (A)	Performance data of motor				Protection class IP	Dimensions L x W x H (mm)
				Motor input P1 (W)	Current consumption (A)	Voltage (V)	Frequency (Hz)		
A-038	38	7	57	310	1,5	230	50/60	54	252 x 165 x 180
B-038AB	38	7	57	290	1,17-0,68	230/400	50/60	54	252 x 165 x 180
D-040	40	7	61	192	17,5	12 DC	-	00	242 x 121 x 175
D-040	40	7	61	192	9	24 DC	-	00	242 x 121 x 175
4-061	60	7	66	505	2,6	230	50/60	54	252 x 165 x 180
D-061	61	7	69	520	43	12 DC	-	54	245 x 133 x 190
D-061	61	7	69	500	21	24 DC	-	54	245 x 133 x 190
D-061	61	7	69	400	3,7	110 DC	-	54	245 x 133 x 190
A-062	73	7	59	435	2,0	230	50	00/20	298 x 125 x 175
B-062	73	7	60	470	0,9	400	50/60	20	286 x 125 x 175
A-035/62	32	12	57	350	1,7	230	50/60	00	282 x 185 x 205

OIL-FREE SMALL COMPRESSORS KK40 SERIES

1. Continuous running
2. Maintenance free
3. Powerful

A-065 **A-132**
B-065 **AG-132**
B-132 **BG-132**

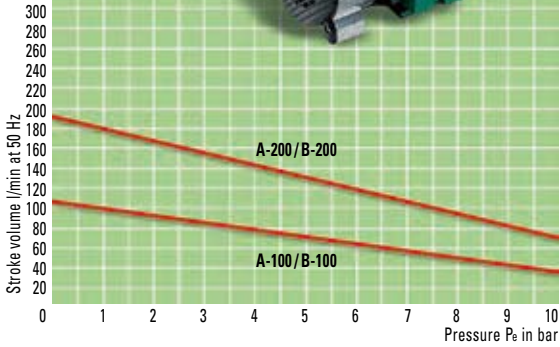


Type	Free air flow at 0 bar (l/min)	Nominal pressure PN (bar)	Noise level at PN dB (A)	Performance data of motor				Protection class IP	Dimensions L x W x H (mm)
				Motor input P1 (W)	Current consumption (A)	Voltage (V)	Frequency (Hz)		
A-065	65	7	66	570	2,5	230	50	00	280 x 167 x 218
A-065	65	7	66	640	2,8	230	50	54	305 x 190 x 218
A-065	75	7	66	660	5,8	110-115	60	54	280 x 167 x 218
B-065	65	7	66	650	1,3	400	50	00	257 x 166 x 218
B-065	65	7	66	560	1,1	400	50	54	305 x 188 x 218
A-132 Inline	130	7	67	1060	4,6	230	50	00	363 x 167 x 218
B-132 Inline	130	7	67	1390	2,0	400	50	00	318 x 167 x 218
AG-132 Boxer	130	7	67	990	4,3	230	50	54	340 x 276 x 190
AG-132 Boxer	150	7	67	1170	10,2	110-115	60	54	340 x 276 x 190
BG-132 Boxer	130	7	67	990	1,9	400	50	00	297 x 276 x 190
BG-132 Boxer	130	7	67	1100	2	400	50	54	322 x 276 x 190

OIL-FREE SMALL COMPRESSORS KK70 SERIES

1. Continuous running
2. Long running life
3. Maintenance free

A-100
B-100
A-200
B-200



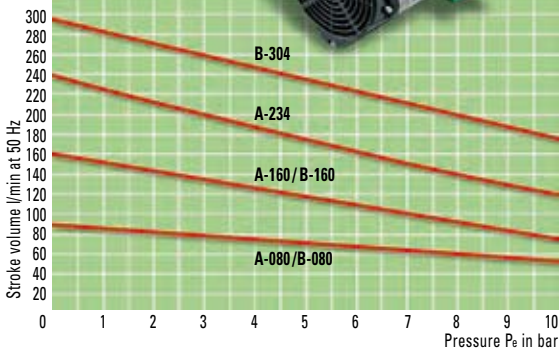
Type	Free air flow at 0 bar (l/min)	Nominal pressure PN (bar)	Noise level at PN dB (A)	Performance data of motor				Protection class IP	Dimensions L x W x H (mm)
				Motor input P1 (W)	Current consumption (A)	Voltage (V)	Frequency (Hz)		
A-100	105	7	66	920	4,9	230	50/60	54	357 x 181 x 283
B-100	105	7	66	1030	12,9	110	50/60	44	335 x 195 x 280
A-200	195	7	71	1870	6,0	230	50	44	445 x 205 x 295
B-200	195	7	71	1400	2,9	400	50/60	44	445 x 205 x 295

Compressors with DC motors upon request.

OIL-FREE COMPRESSORS MARATHON SERIES

1. Extreme long running life
2. Maintenance free
3. Continuous running

A-080 **A-234**
B-080 **B-304**
A-160
B-160




Type	Free air flow at 0 bar (l/min)	Nominal pressure PN (bar)	Noise level at PN dB (A)	Performance data of motor				Protection class IP	Dimensions L x W x H (mm)
				Motor input P1 (W)	Current consumption (A)	Voltage (V)	Frequency (Hz)		
A-080	90	10	68	800	4,3	230	50/60	54	423 x 193 x 330
B-080	90	10	68	800	Δ4,4/Υ2,5	230/400	50/60	54	420 x 180 x 300
A-160	160	10	71	1300	6,3	230	50/60	54	423 x 350 x 300
B-160	160	10	72	1400	Δ5,4/Υ3,1	230/400	50/60	54	423 x 350 x 300
A-234	240	10	78	1900	8,6	230	50	54	620 x 350 x 315
B-304	295	10	77	2200	Δ7,6/Υ4,4	230/400	50/60	54	620 x 350 x 315

OIL-FREE COMPRESSOR STATION

1. Ready for connection
2. Continuous running
3. Modular concept

The modular concept offers a variety of combinations with aggregates, pressure receivers and versions of control gear units (automatic condensate drain, release valve with solenoid-valve). Further information on request.

UA-025 **TA-100K**
WA-038 **HA-234K**
WA-062 **PB-304K**
WD-040




Type	Free air flow at 0 bar (l/min)	Nominal pressure PN (bar)	Noise level at PN dB (A)	Receiver Capacity (L)	Performance data of motor		Protection class IP	Dimensions L x W x H (mm)
					Voltage (V)	Frequency (Hz)		
UA-025	25	7	55	3	230	50/60	54	330 x 330 x 320
WA-038	38	7	57	10	230	50/60	54	545 x 180 x 400
WA-062	70	7	59	10	230	50	20	545 x 180 x 400
WD-040	39	7	61	10	12 DC	-	20	545 x 180 x 400
WD-040	39	7	61	10	24 DC	-	20	545 x 180 x 400
TA-100K	100	8	68	25	230	50/60	54	620 x 365 x 620
HA-234K	230	10	78	55	230	50/60	54	920 x 350 x 640
PB-304K	295	10	78	90	400	50/60	54	1030 x 340 x 805

OIL-FREE PISTON VACUUM PUMPS KV8 SERIES

1. Long life time
2. Almost continuous suction
3. Low noise level
4. Piston type

A-025 E
D-030 E




Type	Suction capacity at 0 bar S (l/min)	End pressure P _{abs} (mbar)	Noise level at PN dB (A)	Performance data of motor				Protection class IP	Dimensions L x W x H (mm)
				Motor input P1 (W)	Current consumption (A)	Voltage (V)	Frequency (Hz)		
A-025 E	25	180	55	223	0,97	230	50/60	54	230 x 151 x 158
A-025 E	25	180	55	190	1,64	110-115	50/60	54	230 x 151 x 158
D-030 E	30	180	59	80	6,7	12 DC	-	00	209 x 108 x 156
D-030 E	30	180	59	75	3,0	24 DC	-	00	209 x 108 x 156

OIL-FREE PISTON VACUUM PUMPS KV15 SERIES

1. Long life time
2. Almost continuous suction
3. Piston type

A-038 E
D-040 E
A-062 E1
A-062 E2




Type	Suction capacity at 0 bar S (l/min)	End pressure P _{abs} (mbar)	Noise level at PN dB (A)	Performance data of motor				Protection class IP	Dimensions L x W x H (mm)
				Motor input P1 (W)	Current consumption (A)	Voltage (V)	Frequency (Hz)		
A-038 E	39	150	55	220	1,32	230	50/60	54	252 x 165 x 180
D-040 E	40	150	59	104	8,7	12 DC	-	00	242 x 121 x 175
D-040 E	40	150	59	120	5,0	24 DC	-	00	242 x 121 x 175
A-062 E1	38	30	49	250	1,6	230	50/60	20	291 x 139 x 205
A-062 E2	72	150	53	260	1,6	230	50/60	20	291 x 150 x 183

OIL-FREE PISTON VACUUM PUMPS KV40 SERIES

1. Extremely reliable
2. Long service life
3. Compact design

A-065 E
A-132 E
AG-132 E
A-065-2 E

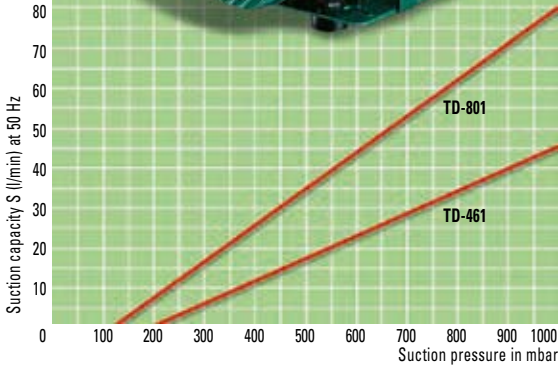


Type	Suction capacity at 0 bar S (l/min)	End pressure P _{abs} (mbar)	Noise level at PN dB (A)	Performance data of motor				Protection class IP	Dimensions L x W x H (mm)
				Motor input P1 (W)	Current consumption (A)	Voltage (V)	Frequency (Hz)		
A-065 E	65	100	60	430	1,9	230	50/60	54	305 x 190 x 218
A-132 E	130	100	63	480	2,1	230	50/60	00	322 x 167 x 218
AG-132 E	130	100	63	480	2,0	230	50/60	54	322 x 276 x 180
A-065-2 E	63	30	60	460	2,0	230	50/60	00	322 x 167 x 218
B-132 E	130	100	63	900	1,7	400	50/60	00	322 x 167 x 218
B-065-2 E	63	30	60	900	1,7	400	50/60	54	322 x 276 x 190

OIL-FREE ROTARY VANE VACUUM PUMPS TD SERIES

1. Very low noise level
2. Maintenance free
3. Vibration free

TD-461
TD-801
TD-461T*
TD-801T*



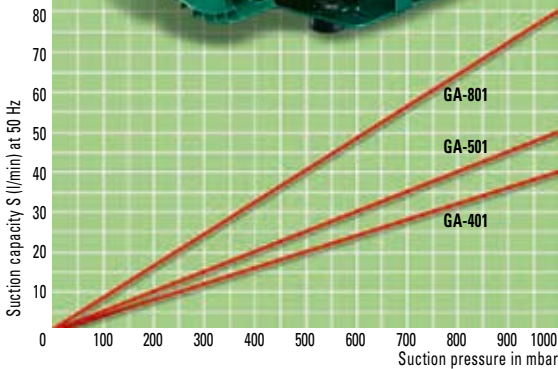
Type	Suction capacity at 0 bar S (l/min)	End pressure P _{abs} (mbar)	Noise level at PN dB (A)	Performance data of motor				Protection class IP	Dimensions L x W x H (mm)
				Motor input P1 (W)	Current consumption (A)	Voltage (V)	Frequency (Hz)		
TD-461	46	180	54	200	1,5	230	50/60	54	256 x 157 x 147
TD-801	80	130	60	310	1,8	230	50/60	54	256 x 157 x 147
TD-461 T*	46	180	54	200	1,5	230	50/60	54	256 x 150 x 228
TD-801 T*	80	130	60	310	1,8	230	50/60	54	256 x 150 x 228

*T = portable units being ready for installation.

LUBRICATED ROTARY VANE VACUUM PUMPS GA SERIES

1. Very low noise level
2. High end vacuum
3. Maintenance free
4. Compact

GA-401
GA-501
GA-801



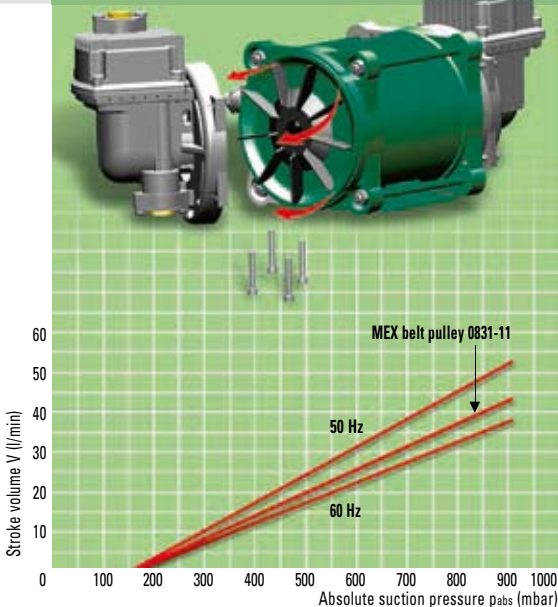
Type	Suction capacity at 0 bar S (l/min)	End pressure P _{abs} (mbar)	Noise level at PN dB (A)	Performance data of motor				Protection class IP	Dimensions L x W x H (mm)
				Motor input P1 (W)	Current consumption (A)	Voltage (V)	Frequency (Hz)		
GA-401/1188-11EB	40	5	43	148	0,76	230	50/60	54	272 x 135 x 185
GA-401/1188-12EB	40	5	43	175	2	110	50/60	54	270 x 135 x 145
GA-501/1245-04EB	50	3	51	295	1,6	230	50/60	54	272 x 135 x 185
GA-801/1225-04EB	80	3	51	295	1,6	230	50/60	54	272 x 135 x 185

Units available in portable construction ready for installation and use (TB-types).

VAPOUR RECOVERY PUMP TYPE MEX

1. Detachable pump head
2. Condensate resistant
3. ATEX- and TÜV-certificates
4. Maintenance free

0544
0831-11



Type	Stroke volume* V (l/min)	End pressure P _{abs} (mbar)	Performance data of motor				Dimensions L x W x H (mm)
			Motor input P1 (W)	Current consumption (A)	Voltage (V)	Frequency (Hz)	
0544 1000 ¹⁾	53	~ 150	285-312	0,75	380-415	50	310 x 152 x 201
0544 1200 ¹⁾	53	~ 150	440-480	2,20	200-240	50	365 x 152 x 201
0544 1400 ¹⁾	38	~ 150	200-230	1,80	110-127	60	365 x 152 x 201
0544 1700	53	~ 150	285-312	0,75	380-415	50	310 x 152 x 201
0544 1800	38	~ 150	250	1,15	220	60	365 x 152 x 201
0544 2000 ¹⁾	53	~ 150	340-375	0,90	380-415	50	432 x 152 x 201
0544 2200 ¹⁾	53	~ 150	660-720	3,00	220-240	50	487 x 152 x 201
0544 2400 ¹⁾	38	~ 150	320-370	2,90	110-127	60	487 x 152 x 201
0544 2700	53	~ 150	340-375	0,90	380-415	50	432 x 152 x 201
0544 2800	38	~ 150	330	1,50	220	60	487 x 152 x 201
0831-11/600 ²⁾	44	~ 150	recommended motor performance 150 W, max. speed 2300 rpm				148 x 88 x 188

*V = Flow rate at counterpressure p_e = 150 mbar

¹⁾ Also available without start- and stop relay.

Suction pressure p_{abs} = 900 mbar

²⁾ Driven by a belt pulley

Quality

is guaranteed

ASSURANCE FOR OUR CUSTOMER


DÜRR TECHNIK is certified by QS Management System DIN EN ISO 9001:2008. Our MEX vapour recovery pump is tested and approved by PTB as being explosion-proof. GOST certificates and qualification by quality assurance according to directive KTA 1401 for nuclear power stations make us first choice with many companies. DÜRR TECHNIK – Your highly qualified partner.



 **Headquarter**
Dürr Technik GmbH & Co. KG
Pleidelsheimer Straße 30
74321 Bietigheim-Bissingen
Tel. +49 (0) 7142-90 22-0
Fax +49 (0) 7142-90 22-99
office@duerr-technik.de
www.duerr-technik.com

 **Dürr Technik USA, Inc.**
1295 Walt Whitman Road,
USA-NY 11747-3062 Melville
Tel. +1 516-214-56 59
Fax +1 516-740 46 15
gtordai@durrtechnikusa.com
www.durrtechnikusa.com

 **Dürr Technik France**
76350 Oissel
Tel. +33 (0) 155 69 11 80
Fax +33 (0) 155 69 11 81
office@duerr-technik.fr
www.duerr-technik.com

 **Dürr Technik Sverige AB**
Tel. +46 (0) 380-55 49 80
Fax +46 (0) 380-743 15
duerr@baskomponent.se

 **Dürr Technik (UK) Ltd,**
Unit 13 The Business Quarter
Bath Business Park
Foxcote Avenue
Peasedown St. John
UK-Bath BA2 8SF
Tel. +44 (0) 1761-42 29 44
Fax +44 (0) 1761-42 08 95
office@durrtechnik.co.uk
www.durrtechnik.co.uk

 **Dürr Technik Südosteuropa**
Tel. +43 (0)1-971 30 07
Fax +43 (0)1-971 30 07
office@duerr-technik.at
www.duerr-technik.com

 **DÜRR
TECHNIK**
QUALITY AIR SOLUTIONS