



GAMMON TECHNICAL PRODUCTS, INC.
P.O. BOX 400 - 2300 HWY 34
MANASQUAN, N.J. 08736


PHONE 732-223-4600
FAX 732-223-5778
EMAIL gammontech@gammontech.com

**DEADMAN
AND WATER
CONTROLS**

—
**BULLETIN 67
(07/05)**

DEADMAN AND WATER CONTROL SYSTEMS


DEADMAN HANDLE AND CORD



DEADMAN CONTROL SYSTEM



WATER CONTROL SYSTEM



**COMBINATION DEADMAN AND
WATER CONTROL SYSTEM**



* New Gammon one-cc™ water detector probe. Patent applied for. See Bulletin 160.

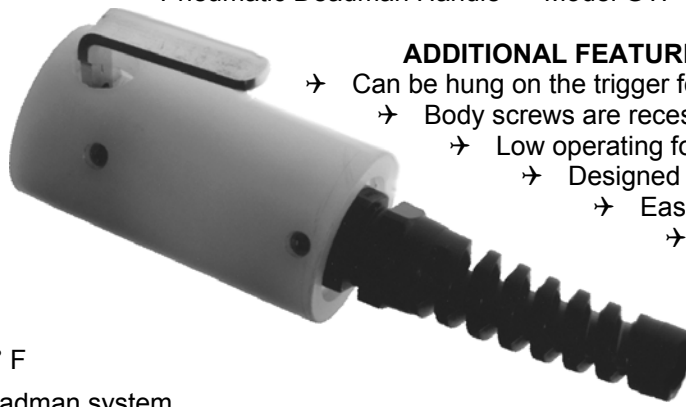
MINI – DEADMAN™

Electric Deadman Handle
Pneumatic Deadman Handle

Model GTP-8392
Model GTP-8676

These handles are not suitable for AC applications unless an intrinsically safe barrier/relay is used.

- Stainless steel trigger.
- Recessed body screws.
- Inexpensive
- Durable
- Compact
- Easy to repair
- Good from -55° to 180° F
- Compatible with any deadman system



- ADDITIONAL FEATURES:**
- Can be hung on the trigger for storage
 - Body screws are recessed to prevent damage
 - Low operating force required
 - Designed for the aviation environment
 - Easy to assemble/disassemble
 - Wear resistant

Dimensions: 4" x 1 3/4"
Weight: 6 oz
Material: UHMW Polypropylene

The heart of any deadman is the switch. The switch in this deadman has a built-in rolling diaphragm seal, aluminum body (not glass, rubber, or plastic) and an 8 amp contact rating. It is hermetically sealed, yet is easily replaceable, incorporating "push-on" type electrical connections, eliminating troubles with wire nuts or soldering. In addition, the housing is O-ring sealed and has an anodized aluminum switch carrier and cable base fitting. The strain relief is a spiral type with a water-tight seal.

HOW TO ORDER CABLE FOR ANY ELECTRIC DEADMAN HANDLE

Suffix number for the handle you want: "X" is for straight cable - ___ length in feet
"Z" is for coiled cable - ___ length in feet

EXAMPLE: If you want a Mini-Deadman handle with 50' of straight cable, you order a GTP-8392-X-50'

ALJAC DEADMAN HANDLES – PNEUMATIC, HYDRAULIC, OR ELECTRIC

These Deadman handles fit the hand for maximum operator comfort. All models are designed for easy replacement of components. The air and hydraulic valve is of the plug-in type; in the electric model the switch mounts on a plug-in type carrier. All are o-ring sealed.

Hard nylon coating on the handle and trigger provides an exceptionally smooth surface. Heavy arctic gloves cannot accidentally jam the Deadman control in the "open" position because the trigger is not enclosed. Also, the operator cannot purposely jam the trigger with a screwdriver.

ELECTRIC DEADMAN HANDLE

Also recommended for intrinsically safe controls

- GTP-937-6 Handle only – no cable
- GTP-2718 Replacement switch
- GTP-2977-4 Replacement strain relief with 2" of heat shrink tubing



These handles are not suitable for AC applications unless an intrinsically safe barrier/relay is used.

Switch Data: SPST normally open
Up to 28 volts DC
5 amps resistive
3 amps inductive

These are switch limits, not cable limits

PNEUMATIC AND HYDRAULIC DEADMAN HANDLE

- GTP-2614-1 2 - 1/4" NPT Pneumatic handle
- GTP-2614-2 2 - 1/4" BSP Pneumatic handle
- GTP-2614 2 - 1/4" NPT Hydraulic handle

All connection threads are internal



Dimensions: 1.4 x 3.5 x 7" (35 x 89 x 178mm)
Weight: 3/4 lb. (0.34kg)
Material: Cast aluminum, hard nylon coated

For information regarding Deadman hose, see Bulletin 78.

DEADMAN AND WATER CONTROL SYSTEMS

Explosion proof controls for 120 – 240 VAC 50/60hz & 6 – 48 VDC

These intrinsically safe rated systems utilize U.L. Listed Class I, Division I, Group D components and a U.L. listed intrinsically safe control (Please note that controls on DC units are MESA, not U.L.). Power levels in the cord and handle and/or the water sensor are too low to cause a shock or fire even if the cord is severed.

NOTE: Conductive type water controls should **NOT** be used on systems pumping fuel with anti icing additive (DiEGME/Prist®) as used by the military, Phillips, and some other oil companies.

CONFIGURATION

1- DEADMAN SYSTEM ONLY
 2- DUAL DEADMAN SYSTEM ONLY
 3- DEADMAN AND WATER SYSTEM -1 STAGE
 4- DEADMAN AND WATER SYSTEM -2 STAGE
 5- WATER SYSTEM ONLY -1 STAGE
 6- WATER SYSTEM ONLY -2 STAGE

EXAMPLE

GTP-1750 -3-1-2-1-1-2-3-0-25 IS A DEADMAN AND WATER SYSTEM SINGLE STAGE WATER CONTROL AND DEADMAN HANDLE. AND IS 120 VAC, EXPLOSION PROOF, UL LISTED, AND HAS A MINI DEADMAN HANDLE WITH STRAIGHT CORD, NO REEL, PROBE IS STANDARD GTP AND CORD LENGTH OF 25 FT.

VOLTAGE
1- 120 VAC 2- 220 VAC 3- 12 VDC 4- 24 VDC
HOUSING
1- WEATHER TIGHT 2- EXPLOSION PROOF 3- COMBINATION OF ABOVE
CODE
1- UL 2- CSA
HANDLE TYPE
1- MINI 2- AL JAC 3- NO HANDLE 4- GROUND CLAMP
CORD TYPE
1- COIL 2- STRAIGHT 3- NO CORD
REEL
1- STANDARD 2- HEAVY DUTY 3- NO REEL
PROBE
0- GTP STANDARD PROBE 3- NO PROBE 4- WHITTAKER PROBE 5- GTP One-CC PROBE 3/4" 6- GTP One-CC PROBE 1 1/2"
DEADMAN CORD LENGTH IN FEET

GTP-1750 - [X] - [X] - [X] - [X] - [X] - [X] - [X] - [X] - [X]

NOTE:

- 1- WATER PROBE VERSION COMES WITH RED INDICATOR LIGHT.
- 2- WHEN GROUNDING CLAMP IS ORDERED, SYSTEM COMES WITH RED AND GREEN INDICATOR LIGHTS.
- 3- PROBE DESIGNATION - IF BOX IS MARKED WITH (0) SYSTEM GETS STANDARD GTP SINGLE DR DUAL STAGE PROBE.

CRITICALLY IMPORTANT SAFETY INFORMATION
 RE: ALL GTP-1750 SERIES WATER DETECTOR SYSTEMS

IT IS IMPORTANT THAT THESE DEVICES **NOT** BE USED ON JET FUEL CONTAINING ANTI-ICING ADDITIVE (AKA "PRIST", DIEGME - DIETHYLENE GLYCOL MONOMETHYL ETHER) UNLESS SPECIAL CARE IS TAKEN TO ENSURE THAT ALL WATER IS REGULARLY (DAILY) DRAINED FROM ALL TANK AND FILTER SUMPS AND LOW POINTS (IF APPLICABLE).

WHILE SUCH DAILY DRAININGS ARE CONSIDERED REQUIRED STANDARD PRACTICE IN THIS INDUSTRY, WITH CONDUCTIVITY TYPE-PROBES AND ANTI-ICING ADDITIVE IT BECOMES MORE IMPORTANT TO DRAIN SUMPS REGULARLY.

A POOL OF WATER LYING IN THE SYSTEM WILL RAPIDLY DRAW ADDITIVE FROM THE FUEL. SOME RESEARCH INDICATES THAT SO MUCH ADDITIVE WILL GO INTO THE WATER THAT THE RESULTING LIQUID CAN BE 25% ADDITIVE AND ONLY 75% WATER AFTER LESS THAN A WEEK. ADDITIVE CONTENT WILL CONTINUE TO RISE AND WHEN THE CONCENTRATION EXCEEDS ABOUT 40%-50% (DEPENDS ON CONDITIONS) THE PROBE WILL NO LONGER BE ABLE TO DETECT THIS MIXTURE OF WATER AND ADDITIVE.

THIS IS A WATER PROBE, AND IS NOT DESIGNED TO DETECT WATER MIXED WITH SUCH HIGH CONCENTRATIONS OF ADDITIVE.

IF YOU ARE USING FUELS THAT CONTAIN THE ADDITIVE AND ARE NOT 100% CONFIDENT IN YOUR PERSONNEL SUMPING ALL WATER ON A DAILY BASIS, WE SUGGEST YOU USE EITHER A MASS SENSOR OR A FLOAT TYPE DETECTOR.

GAMMON TECHNICAL PRODUCTS, INC
 2300 HWY. 34
 MANASQUAN, NEW JERSEY - U.S.A.
 08736

TITLE: 1750 - NOMENCLATURE


DRAWN BY: MWZ	SCALE:	MATERIAL:
DATE: 09/10/04	SHEET: 1 OF 1	DRAWING No: GTP-1750

DEADMAN HOSE: BOTH HOSES HAVE NEOPRENE COSTRUCTION, BUNA-N TUBES

Manufactured to Gammon Technical Products Inc. specifications, this hose is superior to any available air deadman hose on the market. It is suitable for all refueling operations.


The tubes are made of Buna-N (Nitrile rubber) to resist fuel from cross-leakage in the control system. The brand reinforced tubes have neoprene covers to resist oils that contaminate ramp areas. A special additive is included to give the cover superior resistance to cracking.

Order model number GTP-1202. Available in cut lengths or reels, with or without fittings. For more information, see Bulletin 78.



Operating Pressure: 200 psi
Burst pressure: over 800 psi

SPRING REWIND DUAL HOSE REEL
To handle twin deadman hose



Series N600
Shown with roller
in TR position

Hannay's Series N600 twin deadman hose reels are spring retractable. They handle 1/4" and 3/8" twin sensing hose in lengths up to 100 feet. Series N600 reels have two swivel joint inlets and two outlet risers to handle twin hose for a sensing control. This reel plays a necessary role in maintaining safety during refueling operations.

Rewind: A heavy-duty spring motor. A non-sparking ratchet assembly locks the reel when the desired length of hose has been paid out.

Inlet & Outlet: 1/2" female NPT threads

Rollers: All models are supplied with a 4-way roller assembly.

Hose Stop: A hose stop may be used to prevent damage to rollers and deadman handles.

SPRING REWIND CABLE REEL



Series SCR700
Standard
Configuration
shown

These reels are industrial-duty, long lasting spring rewind reels. They are equipped with four-way roller assemblies.

Rewind: A heavy-duty spring motor provides self-contained rewind power. A non sparking ratchet assembly locks the reel when the desired length of cable has been paid out.

Rollers: All models are supplied with a 4-way roller assembly.

Cable Stop: A cable stop may be used to prevent damage to rollers and handle and to permit adjustment of free cable.

Please contact us for any additional information if needed.